


# Conversation 2

## What does it look like?

How many things in the office can you name?  
Where are they located?



Class CD 1, Track 29

Fu-an: Marlene...? I can't find the what-do-you-call-it.

Marlene: What can't you find?

Fu-an: You know. The thing for...oh, it's on the tip of my tongue!

Marlene: What does it look like? Maybe I can help you find it.

Fu-an: It's a long, narrow, flat thing made of plastic.

Marlene: OK. What color is it, and what's it used for?

Fu-an: It's green, and you use it for drawing straight lines.

Marlene: Fu-an! You mean a ruler! It's in the box next to the telephone.

Fu-an: Oh, yeah, ruler! That's what it's called! Thanks, Marlene. I don't know what's wrong with me today.

2. D



Class CD 1, Track 30  
**Pronunciation Focus**

Words ending in a consonant sound are often linked to words beginning with a vowel sound.

it's in      made of  
tip of      color is

Listen to the conversation again and notice the linked words.



## GIVE IT A TRY

### 1. Describing things (1)

What size is it?

It's big / small.  
long / short / tall.  
narrow / wide.

What shape is it?

It's round / square / oval.  
rectangular / triangular.  
pointed / flat / thin.

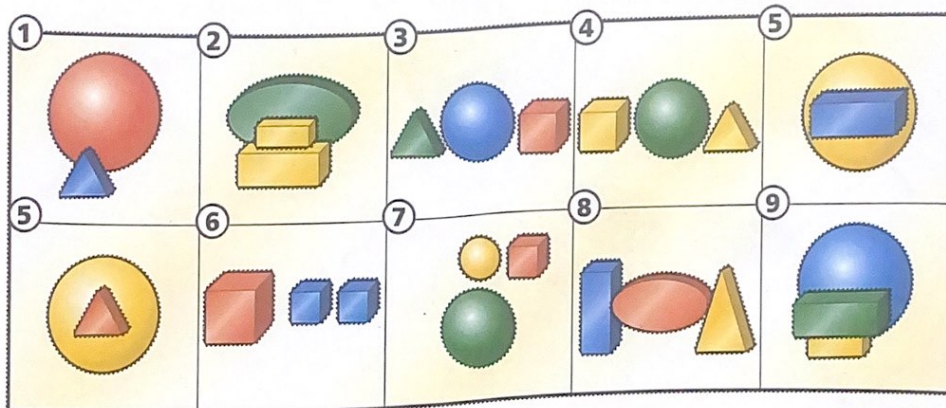
What does it look like?

It's a long, narrow, flat thing.

#### PRACTICE

Class CD 1  
Track 31

Listen to the example. Then choose one of the boxes below. Describe it to your partner. Your partner will guess which one you are describing.



### 2. Describing things (2)

What's it made of?  
What are they

It's made of wood.  
They're metal.

#### PRACTICE 1

Work in pairs. Make a list with as many objects as you can think of.

Objects made of:	
Wood:	Glass:
Plastic:	Paper:
Metal:	Leather:

#### PRACTICE 2

Choose one object from your list. Tell your partner what it's made of and what shape it is, but don't say what it is. Let your partner guess.

### 3. Describing uses

What is it are they	used for?	It's used for opening doors. You use them for cutting paper.
------------------------	-----------	---

#### PRACTICE

Class CD 1  
Track 32

Listen to the example. Then choose one of the objects below and describe it for your partner to guess. Reverse roles.

A: It's small and thin and it's made of metal.

B: What's it used for?

A: It's used for opening doors.

B: It's a key.



#### LISTEN TO THIS

**Part 1** Think of five inventions that have changed our lives. Make a list.

Class CD 1  
Track 33

**Part 2** Listen to people describing inventions. Write the name of each object.

1	4
2	5
3	6

**Part 3** Which of the inventions do you think is the most useful? Why?




## PERSON TO PERSON STUDENT A

(Student A looks at this page. Student B looks at page 108.)

**Part 1** Look at the picture. Do you know what these inventions are for? How can you describe each one?

**Part 2** Describe your four inventions to your partner. Where is the object? What does it look like? Your partner will draw the object on his or her picture and try to guess what it is used for. Reverse roles. (Remember: Don't say the name of the object or what it is used for. Your partner will guess.)



CD tower  
scanner  
answering machine  
shredder

### Now Try This

Think of a new gadget (a real or imaginary one!) for your home or for your office. What does it look like? What is it used for? Describe it to your partner. Your partner will try to guess what it is.