

# Unit 3

## Conversation 1

Do you know where it is?

How many things in the store can you name? Make a list. Add your own words.

CONSIDER THIS  
Where's the dog?



Some people put a tiny computer chip under their pet's skin. It carries information—for example, name and address—that can help if the pet is lost.

- Some experts say that pets will soon have tiny chips in their bodies, too. Do you think this is a good idea?
- Have you ever been lost? Where? What happened?

Class CD 1, Track 25

- Marlene: Hi! What are you doing here?  
Jung-soo: Buying school supplies. I need some binders. *المجلدات*  
Marlene: I'm out of paper! Where's the copy paper?  
Jung-soo: I think it's in this aisle, on the top shelf, to the right of the computer disks.  
Marlene: Oh, yes, I see it.  
Jung-soo: Do you know where the binders are?  
Marlene: Yeah, they're on the middle shelf, next to the paper clips.  
Jung-soo: Great! I need those, too. *مقابض الورق*  
Marlene: It looks like you're going to be busy!

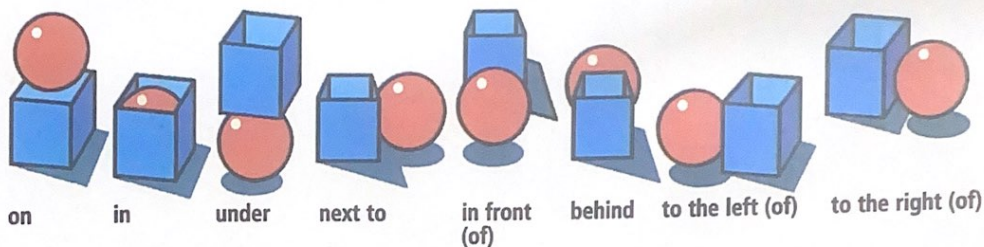


## GIVE IT A TRY

### 1. Asking where things are (informal)

Where is the copy paper?  
are the binders?

It's on the shelf.  
They're above the notebooks.



#### PRACTICE

Class CD 1  
Track 26

Listen to the example. You are at a friend's home helping them with their homework. Ask your friend about the following things. Reverse roles.

**Student A**  
copy paper  
printer  
pencils  
newspaper  
pens  
computer disks


**Student B**  
wastebasket  
self-stick notes  
calculator  
notebooks  
headphones  
cell phone



### 2. Asking where things are (formal)

Do you know where my notebook is?  
my computer disks are?

It's on the top shelf between the printer and the paper.  
They're in the corner behind the wastebasket.






# PRACTICE

Class CD 1  
Track 27

Listen to the example. Then ask where things are. Reverse roles. Continue asking about other items.



## Use These Words

dictionary  
binder  
files  
self-stick notes  
CDs  
paper clips  
copy paper  
calendar  
stapler  
coffee

## LISTEN TO THIS

Class CD 1  
Track 28

**Part 1** Listen to four short conversations. Which of these objects are the speakers looking for? Write the correct number next to each one.



**Part 2** Listen again and complete the chart.

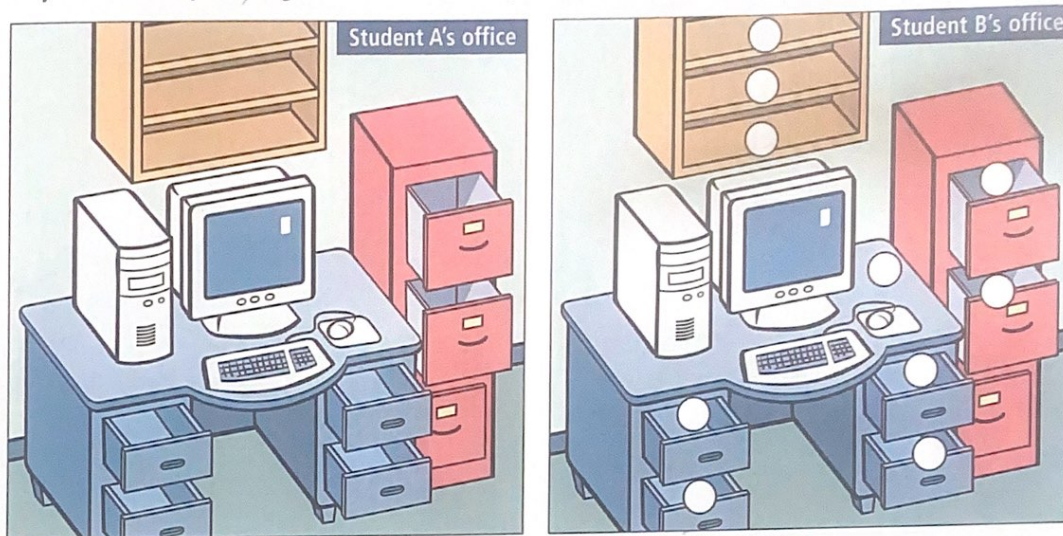
Object	Suggested location	Actual location
1	In the desk drawer.	
2		Under the newspaper.
3		
4		

**Part 3** Describe the location of each object.



## LET'S TALK

**Part 1** Below is a picture of your office. Decide where you will put all the items in your office by writing the letters on the picture.



- a. paper    b. phone book    c. dictionary    d. pencils    e. CDs  
f. phone    g. computer disks    h. calculator    i. headphones    j. notebooks

**Part 2** Ask questions to find out where things are in student B's office and write the correct letter on student B's picture. Then compare your answers. Reverse roles.

**Part 3** Make a list of ten objects in your desk space at home or at work. Describe where they are to your partner. Your partner will draw your desk space. Reverse roles.

Write a list of 10 objects here:

Draw your partner's desk:

1. \_\_\_\_\_
2. \_\_\_\_\_
3. \_\_\_\_\_
4. \_\_\_\_\_
5. \_\_\_\_\_
6. \_\_\_\_\_
7. \_\_\_\_\_
8. \_\_\_\_\_
9. \_\_\_\_\_
10. \_\_\_\_\_

